



英皇金融集團
Emperor Financial Services Group

英皇金業有限公司


eDDA快速存款登記 及操作指引



登入教學

步驟1:

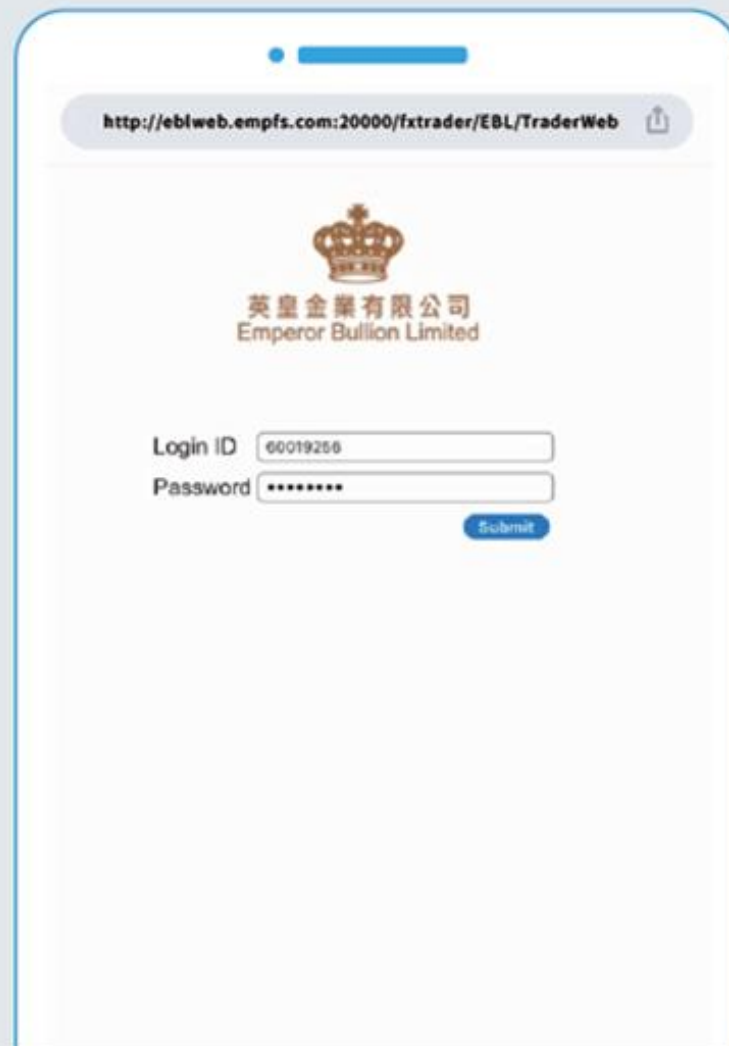
掃描以下QR Code進入帳戶管理頁面



https://bit.ly/ebl_login

步驟2:

輸入英皇金業交易帳戶及密碼進行登入



The screenshot shows a mobile browser interface for the Emperor Bullion Limited login page. The address bar displays the URL: <http://eblweb.empfs.com:20000/fxtrader/EBL/TraderWeb>. The page features the company logo, which includes a crown icon and the text "英皇金業有限公司" (Emperor Bullion Limited). Below the logo, there are two input fields: "Login ID" with the value "60019256" and "Password" with masked characters "*****". A blue "Submit" button is located at the bottom right of the form area.

登記信用卡

步驟1:

選擇「修改資料」



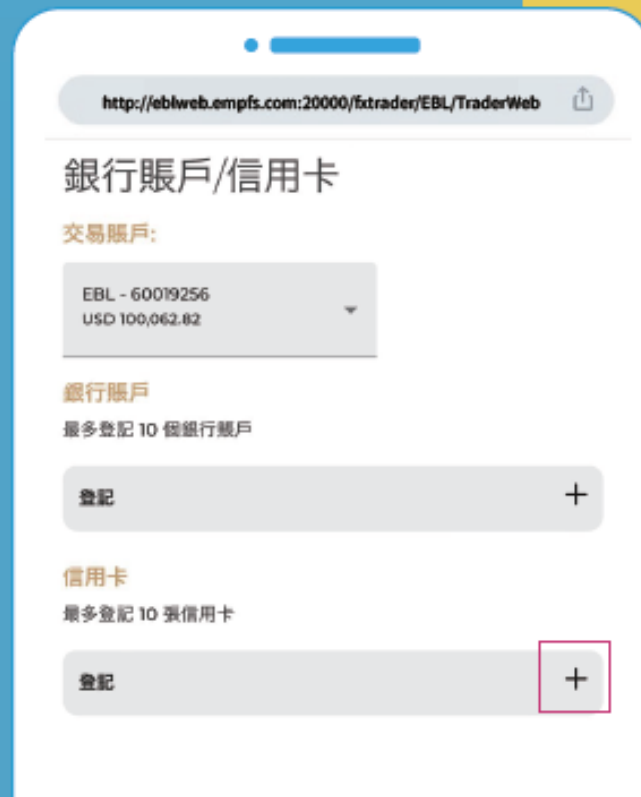
步驟2:

選擇「銀行賬號/信用卡管理」



步驟3:

在信用卡登記一欄選擇「+」



步驟4:

填寫信用卡資料並按「提交」



http://ebiweb.empfs.com:20000/fxtrader/EBL/TraderWeb

信用卡

交易賬戶

EBL - 60019256 (USD 100,062.82)

信用卡持有人

Chan Tai Man

信用卡號碼

8888 8888 8888 8888

過期日

03/25

CVV

100

提交



登記信用卡

完成!

http://eblweb.empfs.com:20000/fxtrader/EBL/TraderWeb

銀行賬戶/信用卡

交易賬戶:

EBL - 60019256
USD 100,113.08

銀行賬戶
最多登記 10 個銀行賬戶

009 中国建设银行 (亚洲)
HKD 62738494636289 <已認可>

登記 +

信用卡
最多登記 10 張信用卡

8888 8888 8888 8888 <已認可>

登記 +

提交成功，申請最快即時完成審批
請注意：登記成功後會顯示
「你已成功登記一個新的信用卡賬戶」

如未能成功綁定，請掃以下QR Code



或致電9262 1888



英皇金融集團
Emperor Financial Services Group

登記銀行賬戶

步驟1:

選擇「修改資料」



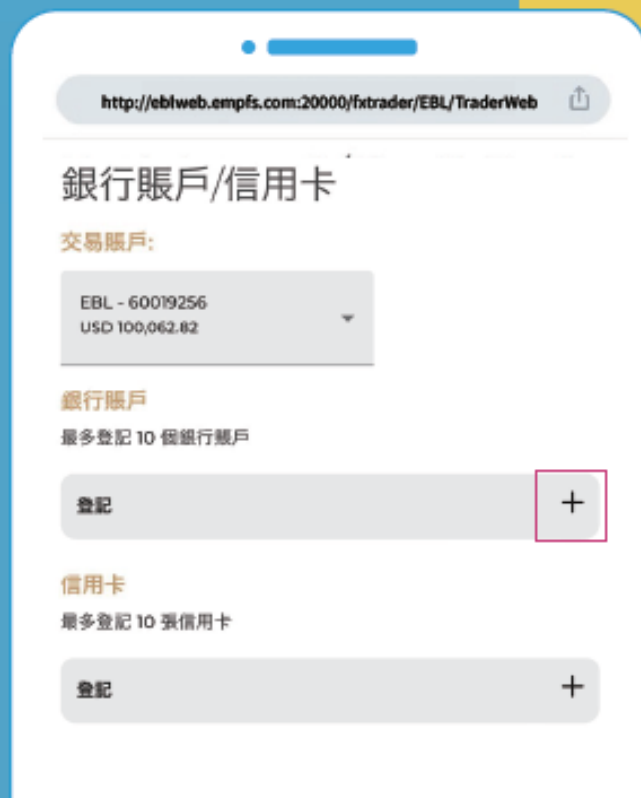
步驟2:

選擇「銀行賬號/信用卡管理」



步驟3:

在銀行賬戶登記一欄選擇「+」



登記銀行賬戶

步驟4:

填寫銀行賬戶資料並按「提交」

The screenshot shows a mobile browser interface with the URL `http://eblweb.empfs.com:20000/fxtrader/EBL/TraderWeb`. The form contains the following fields:

- 發卡銀行名稱**: A dropdown menu showing "009 中國建設銀行(亞洲)".
- 銀行代碼**: A text input field containing "009".
- 銀行賬戶號碼**: A text input field containing "62738494636289".
- 銀行賬戶名稱**: A text input field containing "Chan Tai Man" with a yellow warning icon to its right.
- 貨幣**: Radio buttons for "HKD" (selected) and "USD".

A yellow "提交" (Submit) button is highlighted with a red box at the bottom of the form.

步驟5:

核對資料後按「提交」

The screenshot shows the same mobile browser interface as Step 4, but with a summary view of the entered data:

- Header: **請查看並確認** (Please check and confirm).
- Summary items:
 - 地區 香港特別行政區
 - 發卡銀行名稱 009, 中國建設銀行(亞洲)
 - 銀行賬戶號碼 62738494636289
 - 銀行賬戶名稱 Chan Tai Man
 - 貨幣 HKD

At the bottom, there are two buttons: a yellow "提交" (Submit) button and a white "返回" (Return) button, both highlighted with red boxes.



登記銀行賬戶



英皇金融集團
Emperor Financial Services Group

完成!

http://eblweb.empfs.com:20000/fxtrader/EBL/TraderWeb

銀行賬戶/信用卡

交易賬戶:

EBL - 60019256
USD 100,062.82

銀行賬戶
最多登記 10 個銀行賬戶

您已成功登記一個新的銀行賬戶。

009 中國建設銀行(亞洲)
HKD 62738494636289

登記

信用卡
最多登記 10 張信用卡

登記

提交成功，申請最快即時完成審批
請注意：登記成功後會顯示
「你已成功登記一個新的銀行賬戶」

如未能成功綁定，請掃以下QR Code



或致電9262 1888

信用卡存款

步驟1:

掃描以下QR Code進入賬戶管理頁面



https://bit.ly/ebl_onlinepayment

步驟2:

輸入英皇金業交易賬戶及密碼進行登入



步驟3:

選擇「Visa/Master」



信用卡存款

步驟4:

填寫存款金額

The screenshot shows the mobile app interface for Step 4. At the top, the URL is <http://eblweb.empfs.com:20000/fxtrader/EBL/TraderWeb>. Below the URL, the text "Visa/Master" is displayed. The main content area shows "存款金額" (Deposit Amount) in "HKD" with the value "200". Below this, there are several rows of information: "存款金額範圍" (Deposit Amount Range) is "HKD 100 - HKD 199,999"; "參考匯率" (Reference Rate) is "7.8"; "參考存款金額" (Reference Deposit Amount) is "USD 25.13"; and "參考存款手續費" (Reference Deposit Fee) is "HKD 4", with a note "銀行可能收費" (Bank may charge fee) below it.

步驟5:

選擇用以存款之信用卡按「存款」

The screenshot shows the mobile app interface for Step 5. At the top, the URL is <http://eblweb.empfs.com:20000/fxtrader/EBL/TraderWeb>. Below the URL, the text "交易賬戶" (Transaction Account) is displayed, followed by a dropdown menu showing "EBL - 60019256 (USD 100,062.82)". Below this, the text "付款信用卡資料" (Payment Credit Card Information) is displayed, followed by a dropdown menu showing "Visa: 888888xxxxxx8888 過期日: 3 / 2028". Below the dropdown menu is a yellow button labeled "新增信用卡" (Add New Credit Card). Below this is a section titled "注意事項" (Notes) with the following text: "請小心核對交易帳號及金額。交易將不能取消。存款服務為周一至周日並24小時無間斷運作。請留意以上服務於周日可能因為系統維護而延緩處理。實際存款金額將按最終結算匯率及扣除存款手續費後會存入交易賬戶。信用卡入金之前需綁定本人信用卡，且使用已綁定信用卡進行入金。本公司不接受第三者存款。" Below the notes are two buttons: a yellow button labeled "存款" (Deposit) and a white button labeled "取消" (Cancel).

步驟6:

核對有關資料後按「確認」

The screenshot shows the mobile app interface for Step 6. At the top, the URL is <http://eblweb.empfs.com:20000/fxtrader/EBL/TraderWeb>. Below the URL, the text "請查看並確認" (Please check and confirm) is displayed. Below this is a list of information: "存款金額" (Deposit Amount) is "HKD 200"; "參考匯率" (Reference Rate) is "7.8"; "參考到期金額" (Reference Maturity Amount) is "USD 25.13"; "參考存款手續費" (Reference Deposit Fee) is "HKD 4"; "信用卡號碼" (Credit Card Number) is "888888xxxxxx8888"; "信用卡持有人" (Credit Card Holder) is "Chan Tai Man"; "信用卡到期日" (Credit Card Expiry Date) is "3 / 2028"; and "交易賬戶" (Transaction Account) is "EBL 60019256". Below this list is a yellow button labeled "確認" (Confirm).



信用卡存款

完成!



存款申請提交成功，
資金最快5分鐘內存到指定的交易賬戶*

請注意：

如未能成功綁定，請掃以下QR Code



或致電9262 1888



英皇金融集團
Emperor Financial Services Group

*跨行存款的實際到賬時間有機會因應銀行系統而稍作延遲